



LASERAIM® LEVELS

LTL6

MAGICLEVEL™

- Pocket-sized machined aluminum body - Only 1 x 1 x 5 inches.
- Works with all accessory optics - See accessory optics section.
- 1/8" dot size @ 25 ft., 1" dot size at 150 feet, laser accurate to 1/8" at 150 feet.
- Over 40 hours of continuous battery life (LTA4 - (battery not included))
- Three vials - (1) horizontal level, (2) plumb (for true two-dimensional plumb).
- Four neodymium magnets for superior holding to ferrous material, two magnets on bottom and two on left side.
- Six 1/4-20 threaded mounting holes for attachment to camera-style tripods or other accessories. Two holes on right side, left side and bottom.
- HOTDOT® - 500 Ft. Max. Range or ULTRAHOT™ - 1000 Ft. Max. Range
- Kit Includes Magiclevel , LTAL1 Tripod Mt., LTA3 Targets, & Carry Case

| | | |
|--------|--------------------------------------------|--------|
| LTL6H | - MAGICLEVEL - HOTDOT - 500 ft. max | 199.00 |
| LTL6U | - MAGICLEVEL - ULTRAHOT - 1000 ft. max | 329.00 |
| LTL6HK | - MAGICLEVEL KIT - HOTDOT - 500 ft. max | 319.00 |
| LTL6UK | - MAGICLEVEL KIT - ULTRAHOT - 1000 ft. max | 449.00 |



LTL6M

MAGICLEVEL™ MAX

- Pocket-sized precision machined aluminum body - Only 1 x 1 x 7 inches
- Linear adjustable focus (dot size) –Focus to smallest laser dot without losing calibration.
- Adjusts to the smallest laser dot size possible at various working distances
- Smallest dot sizes possible at distances: 1/32"@2', 1/16"@5', 1/8"@25-50', 1"@300'.
- Works with all accessory optics - See accessory optics section
- High-quality three-piece glass optics, provide very sharp-edged laser image.
- Over 40 hours of continuous battery life (LTA4-battery, not included)
- Three vials - (1) horizontal level, (2) vertical plumb (for true two-dimensional plumb).
- (4) Neodymium magnets for superior holding to ferrous material, two magnets on bottom and two on left side.
- (6) 1/4-20 mounting holes for attachment to camera style tripods or other accessories. Two mounting holes on right side, left side and bottom.
- HOTDOT® - 1000 Ft. Range or ULTRAHOT™ - 2000 Ft. Range.
- Kit includes LTL6M Magiclevel Max , LTAL1 Tripod Mt., LTA3 Targets, & Carry Case.

| | | |
|---------|------------------------------------------------|--------|
| LTL6MH | - MAGICLEVEL MAX - HOTDOT - 1000 ft. max | 379.00 |
| LTL6MU | - MAGICLEVEL MAX - ULTRAHOT - 2000 ft. max | 509.00 |
| LTL6MHK | - MAGICLEVEL MAX KIT - HOTDOT - 1000 ft. max | 499.00 |
| LTL6MUK | - MAGICLEVEL MAX KIT - ULTRAHOT - 2000 ft. max | 629.00 |



LTL3

TRIPEDO™

- Three vials for greater versatility. Level, Plumb and 45 Degrees.
- Convenient Size: 3/4" X 2-1/4" X 5".
- Attaches to 1/4-20 Camera Style Tripods.
- 1/8" Dot size @ 25 ft. - 1" Dot size at 150 feet.
- Layout Level, Plumb and 45 degree references.
- Works with All Accessory Optics - See Optics Section.
- HOTDOT® - 500 Ft. Range or ULTRAHOT™ - 1000 Ft. Range.
- Over 40 Hours of continuous Battery life (LTA4 Battery not included).
- Kit includes LTL3 Tripedo level, LTAL1 Tripod Mt., Targets, & Carry Case.

| | | |
|--------|--------------------------------|--------|
| LTL3H | - TRIPEDO LEVEL - HOTDOT | 199.00 |
| LTL3U | - TRIPEDO LEVEL - ULTRAHOT | 349.00 |
| LTL3HK | - TRIPEDO LEVEL KIT - HOTDOT | 299.00 |
| LTL3UK | - TRIPEDO LEVEL KIT - ULTRAHOT | 449.00 |




LTL14

ADD-A-LASER™

- Fits All Box Beam or I Beam Style Levels.
- Turn your Level into a Laser-equipped Level.
- 1/8" Dot size @ 25 ft. - 1" Dot size at 150 feet.
- Easy Attachment & Removal for use as needed.
- HOTDOT® - 500 Ft. Range or ULTRAHOT™ - 1000 Ft. Range.
- Over 40 Hours of continuous Battery life (LTA4 Battery not included).

| | | |
|--------|--------------------------|--------|
| LTL14H | - ADD-A-LASER - HOTDOT | 219.00 |
| LTL14U | - ADD-A-LASER - ULTRAHOT | 479.00 |



LASERAIM® LEVELS

LTl7

DIGITAL LASERAIM LEVEL

- Displays all angles from 0 to ± 90 degrees.
- Hinge-Type mounting bracket holds desired angle in place.
- Works with All Accessory Optics - See Optics Section.
- HOTDOT® - 1000 Ft. Range or ULTRAHOT™ - 2000 Ft. Range.
- Over 40 Hours of continuous Laser Battery life (LTA4 Battery not included).
- Precision machined aluminum body.
- Precision Linear laser focus adjustment. Allows the dot to be focused to the smallest size at the distance you are working at without effecting calibration.
- Smallest Dot sizes possible at distances:
1/32" @ 2', 1/16" @ 5', 1/8" @ 25-50', 1" @ 300'.
- Field Calibration Possible.
- Lockable focus adjustment.
- Sharp elliptical dot at distances over 50 ft., sharp "rounded" dot image when focused at distances of less than 50 ft.
- Constant on/off rotary laser switch.

| | | |
|--------|-----------------------------------------|--------|
| LTL7H | - DIGITAL LASERAIM LEVEL - HOTDOT | 659.00 |
| LTL7U | - DIGITAL LASERAIM LEVEL - ULTRAHOT | 809.00 |
| LTL7HK | - DIGITAL LASERAIM LEVEL KIT - HOTDOT | 749.00 |
| LTL7UK | - DIGITAL LASERAIM LEVEL KIT - ULTRAHOT | 899.00 |



LTl2

SQUARESHOT™

- Unique design uses two 90 degree lasers for level, square and plumb measurements.
- Easily select between dot and line projection. Project two dot images visible up to 1000 ft. (U model) or project laser line images visible directly on work surface up to 25 ft., or project one dot image and one line image.
- Two leveling vials, either vial may be used for horizontal level or vertical plumb, or use both vials for two-directional horizontal level.
- Lay flat for squaring and leveling. Use on either edge for level and plumb measurements.
- Built in corner rails position the lasers to check for stock material squareness.
- Over 30 Hours of continuous Battery life (Both lasers on) (LTA4 Battery not included).

| | | |
|-------|-------------------------|--------|
| LTL2H | - SQUARESHOT - HOTDOT | 499.00 |
| LTL2U | - SQUARESHOT - ULTRAHOT | 649.00 |




LTl8

MINILEVEL™

- Size: 1-1/4" X 2-1/4" X 8".
- Includes Horizontal Level & Vertical Plumb Vials.
- Works with all Accessory Optics - See Optics Section.
- Smallest Dot sizes @ distances:
1/32" @ 3", 1/16" @ 5', 1/8" @ 25-50', 1" @ 300'.
- HOTDOT® - 1000 Ft. Range or ULTRAHOT™ - 2000 Ft. Range.
- Precision Linear Adjustable Optics for the smallest dot size at all distances.
- Smallest Dot sizes possible at distances:
1/32" @ 2', 1/16" @ 5', 1/8" @ 25-50', 1" @ 300'.
- Patented Linear Adjustable Focus-Change dot size without moving impact point.
- Over 40 Hours of continuous Battery life (LTA4 Battery not included).
- Kit includes Minilevel, LTL2 Level / Plumb Tripod Mount, Daylight Reflective Targets, & Carry Case.

| | | |
|--------|----------------------------|--------|
| LTL8H | - MINILEVEL - HOTDOT | 579.00 |
| LTL8U | - MINILEVEL - ULTRAHOT | 729.00 |
| LTL8HK | - MINILEVEL KIT - HOTDOT | 789.00 |
| LTL8UK | - MINILEVEL KIT - ULTRAHOT | 939.00 |



LASERAIM TOOLS INC.
PH: 501-375-2227 FX: 501-372-1445
www.laseraimtools.com
E-mail: lasers@laseraimtools.com

LASERAIM® LEVEL ACCESSORIES

LTAL1 – 5/8-11 UNIVERSAL TRIPOD MOUNT

- Precision surface-ground for flatness.
- Works with all Laseraim Levels.
- LTL7 models attach with two screws, LTL6 models also attach with two screws when used with the adjustable angle bracket accessory item LTAL3 (see below). All other models are direct contact and do not permanently attach.
- Attaches to Contractor-Style Tripods that have 5/8-11 Mounting Bolts
- Anodized surface-ground 4" diameter aluminum disc with four brass leveling feet
- This mount is included in all Level Kits "K models above" except the LTL8 Minilevel kits (see LTAL2 below)



LTAL1 - TRIPEDO MOUNT - UNIVERSAL \$99.00

LTAL2 – 5/8-11 UNIVERSAL TRIPOD MOUNT FOR LTL8 MINILEVEL

- Precision surface-ground for flatness.
- Works only with the Laseraim LTL8 Minilevel
- Allows the LTL8 Minilevel to be rotated 360 degrees and inclined from 0 to + 90 degrees
- Attaches to Contractor-Style Tripods with 5/8-11 Mounting Bolts
- Anodized Aluminum with Four Brass Leveling Feet
- This mount is included with the LTL8 Minilevel Kits "K" models above.

LTAL2 - TRIPEDO MOUNT FOR LTL8 MODELS \$219.00



LTAL3 – ADJUSTABLE ANGLE MOUNTING BRACKET FOR LASERAIM MAGICLEVELS LTL6 AND LTL6M

- Works with the Laseraim Magiclevel Laser Levels, LTL6H, LTL6U, LTL6MH, LTL6MU Included with the Digital Laseraim Levels and kits, models LTL7H, LTL7U, LTL7HK and LTL7UK
- Allows the models above to be attached to a flat surface with screws or bolts and set at any angle for hands-free use.
- Over 180 degrees of angle adjustment from starting point.
- Allows attachment of the models above to the LTAL1 Tripod Mount.


LTAL3 - ADJUSTABLE ANGLE MOUNTING BRACKET \$59.00



LTAT2 – PIVOTING MOUNT WITH MAGNETIC BASE FOR LASERAIM MAGICLEVELS LTL6 AND LTL6M

- Works with the Laseraim Magiclevel Laser Levels, LTL6H, LTL6U, LTL6MH, LTL6MU
- Simple adjustment - just loosen knob, move to desired position and retighten knob.
- Holds tight, even under vibration, yet simple to reposition.
- 90 pound pull magnetic base attaches the laser models above to any ferrous surface and allows use in any position for hands-free use.
- Adjusts 180 degrees on the incline and 360 degrees of rotation.
- Attaches to Magiclevel models above with threaded rear battery cap. 3/8"-24 threads.
- Magnetic base may be removed for permanent mounting with included bolt.

LTAT2 - PIVOTING MOUNT WITH MAGNETIC BASE \$99.00



LTA11 – 1x1x3 LASER INDICATOR SCALE

- Works with all visible laser products.
- Includes two rare-earth magnets for attaching to ferrous material - horizontally or vertically.
- Anodized Aluminum with Laser Engraved Scale for precision measurements.
- 3" Side has a precision scale marked in 1/32" increments with reference marks at 1/2", 1", 1-1/2", 2" and 2-1/2".
- 1" side has a precision scale marked in 1/32" increments with a reference mark at 1/2".

LTA11 - 1x1x3 LASER INDICATOR SCALE \$39.00



LASERAIM TOOLS INC.
PH: 501-375-2227 FX: 501-372-1445
www.laseraimtools.com
E-mail: lasers@laseraimtools.com

LASERAIM® ACCESSORY OPTICS


For All Laseraim Levels, Alignment Tools and Modules
(Except LTL2, LTT1, LTT2 and LTM1 models)

LTA1 - VARI-LENGTH LINE LENS

- Projects a VARIABLE-LENGTH SOLID LINE IMAGE onto surfaces, Patented Adjustable-Length. The Line Length is user adjustable from a line 0" long (a dot) up to a line length that increases 12 inches for every 12 inches of perpendicular projection distance.

LTA1 - VARI-LENGTH LINE LENS, 0-12" PER FT.

\$149.00



LASERAIM TOOLS INC.
PH: 501-375-2227 FX: 501-372-1445
www.laseraimtools.com
E-mail: lasers@laseraimtools.com



LTA2 - 90 DEGREE BEAMSPLITTING LENS

- Projects TWO DOT IMAGES onto surfaces, 90 degree apart. Great for corner layout.

LTA2 - 90 DEGREE BEAMSPLITTING LENS \$199.00

LTA5 - ADJUSTABLE DOT INTENSITY FILTER

- PROJECTS A DOT IMAGE WITH USER-ADJUSTABLE DOT INTENSITY, adjusts from 5-95% of the original dot brightness. Great for dimming the laser dot down to allow comfortable viewing at short distances. Also reduces the laser scatter and reflected glare which makes the laser dot appear cleaner and smaller.

LTA5 - ADJUSTABLE DOT INTENSITY FILTER - 5 TO 95%

\$59.00



LTA6 - CROSSHAIR PROJECTING LENS

- Projects a DOTTED CROSS image onto surfaces, cross size increases 1/2 inch for every 12 inches of perpendicular projection distance.

LTA6 - CROSSHAIR PROJECTING LENS 1/2" PER FT. \$59.00

LTA8 - DOTTED LINE LENS

- Projects a DOTTED LINE image onto surfaces, line length increases 2 inches for every 12 inches of perpendicular projection distance.
- Brighter Image than solid line lenses, works well in brighter light conditions.

LTA8 - DOTTED LINE LENS, 2" PER FT.

59.00



LTA12 - FIXED-LENGTH SOLID LINE LENS

- Projects a SOLID LINE image onto surfaces, line length increases 6 inches for every 12 inches of perpendicular projection distance.

LTA13 - FIXED-LENGTH SOLID LINE LENS

- Projects a SOLID LINE image onto surfaces, line length increases 8 inches for every 12 inches of perpendicular projection distance.

LTA14 - FIXED-LENGTH SOLID LINE LENS

- Projects a SOLID LINE image onto surfaces, line length increases 16 inches for every 12 inches of perpendicular projection distance.

LTA15 - FIXED-LENGTH SOLID LINE LENS

- Projects a SOLID LINE image onto surfaces, line length increases 28 inches for every 12 inches of perpendicular projection distance.

LTA12, LTA13, LTA14, LTA15 - FIXED LENGTH SOLID LINE LENS \$59.00



LASERAIM® ALIGNMENT & POSITIONING TOOLS

All models: project a straight laser beam visible as a laser dot (line, 90 split or cross w/ acc. optics) on surfaces the laser hits. Use entire beam for straight-line alignment from 0-1000 ft. (Hotdot™) or 0-2,000+ ft. (Ultrahot™), or use the center of the projected dot, line or cross image as a positioning or placement reference. Four-way horizontal and vertical dot positioning adjustments (allows laser beam to be aligned parallel to housing). Fixed or Adjustable-focus (Adjustable-focus required for accessory optics use). Straight-line alignment accuracy to 0.0156" (to center of laser image). Battery-powered models operate over 40 hours on one 3 volt lithium battery (#LTA4 - not incl.). 110 volt AC models have a 6 ft. cord and wall type transformer. Class IIIa, 635-650nm <5mW lasers (Class II <1mW available by special order). Accessory mounting bracket #LTA1 available for all 3/4" and 1" tube models, mounts to most flat surfaces. Straight-side models LTT8, 9, 10 & 11 include four mounting holes built-in and do not require an additional mount.

LTT1H, LTT1U, LTT2H, LTT2U – 3/4" Dia. ALIGNMENT TOOLS, FIXED FOCUS

Factory set far-field fixed focus. Constant on/off toggle switch. Smallest dot sizes @ distance: 1/4" x 3/8"@1ft. – 1"@300ft. Elliptical dot shape with sharp edges at all distances. Best for long range applications from 100 -2000 ft. models do not accept accessory optics. See "All models" above for additional features. LTT1 - 110 Volt AC, LTT2 - Battery-Powered.

| | |
|-----------------------------------------------------------------------------|----------|
| LTT1H - Hotdot Fixed-focus, 3/4" Tube, 1000 ft. max., 110 volt AC model: | \$419.00 |
| LTT1U - Ultrahot Fixed-focus, 3/4" Tube, 2000 ft. max., 110 volt AC model: | \$569.00 |
| LTT2H - Hotdot Fixed-focus, 3/4" Tube, 1000 ft. max., Battery Pwd. model: | \$399.00 |
| LTT2U - Ultrahot Fixed-focus, 3/4" Tube, 2000 ft. max., Battery Pwd. model: | \$549.00 |



LTT6H, LTT6U, LTT7H, LTT7U – 3/4" Dia. ALIGNMENT TOOLS, ADJ. FOCUS

Best for mid-precision short range applications from 0-100 ft. Smallest dot sizes at distances: 1/32"@2', 1/8"@5'-25', 1"@150'. Lockable focus adjustment. Constant on/off toggle switch. Rounded dot when focused to distances under 25 ft., elliptical dot shape when focused to distances over 25 ft.. See "All models" above for additional features. Accepts all accessory optics. LTT6 - 110 Volt AC, LTT7 - Battery-Powered.

| | |
|---------------------------------------------------------------------------------|----------|
| LTT6H - Hotdot Adjustable-focus, 3/4" Tube 500 ft. max., 110 volt AC model: | \$369.00 |
| LTT6U - Ultrahot Adjustable-focus, 3/4" Tube 1000 ft. max., 110 volt AC model: | \$519.00 |
| LTT7H - Hotdot Adjustable-focus, 3/4" Tube 500 ft. max., Battery Pwd. model: | \$349.00 |
| LTT7U - Ultrahot Adjustable-focus, 3/4" Tube 1000 ft. max., Battery Pwd. model: | \$499.00 |



LTT3H, LTT3U, LTT4H, LTT4U – 1" Dia. ALIGNMENT TOOLS, LINEAR ADJ. FOCUS

Precision machined heavy-duty cylindrical body. Precision focus adjustment. Lockable four-way X&Y dot positioning adjustments. Lockable focus adjustment. Dot sizes at distances: 1/32"@2', 1/16"@5', 1/8"@25-50', 1"@300'. Best for higher precision applications at all distances from 0-2000 ft.+. Sharp elliptical dot at distances over 50 ft., sharp "rounded" dot image when focused at distances of less than 50 ft. Constant on/off toggle switch. Accepts all accessory optics. See "All models" above for additional features. LTT3 - 110 Volt AC, LTT4 - Battery-Powered.

| | |
|-------------------------------------------------------------------------------|----------|
| LTT3H - Hotdot Adjustable-focus, 1" Tube 1000 ft. max., 110 volt AC model: | \$549.00 |
| LTT3U - Ultrahot Adjustable-focus, 1" Tube 2000 ft. max., 110 volt AC model: | \$699.00 |
| LTT4H - Hotdot Adjustable-focus, 1" Tube 1000 ft. max., Battery Pwd. model: | \$529.00 |
| LTT4U - Ultrahot Adjustable-focus, 1" Tube 2000 ft. max., Battery Pwd. model: | \$679.00 |



LTT8H, LTT8U, LTT9H, LTT9U – STRAIGHT-SIDE ALIGNMENT TOOLS, ADJ. FOCUS

Best for mid-precision short range applications from 0-100 ft. Dot size at distance: 1/32"@2', 1/8"@5'-25', 1"@150'. Lockable focus adjustment. Elliptical dot shape when focused to distances over 25 ft. Four built-in mounting holes, easily mounts to most flat surfaces. Constant on/off toggle switch. Accepts all accessory optics. See "All models" above for additional features. LTT8 -110 Volt AC, LTT9 - Battery-Powered.

| | |
|------------------------------------------------------------------------------|----------|
| LTT8H - Hotdot Adjustable-focus, 500 ft. max., 110 volt AC, Square model: | \$369.00 |
| LTT8U - Ultrahot Adjustable-focus, 1000 ft. max., 110 volt AC, Square model: | \$519.00 |
| LTT9H - Hotdot Adjustable-focus, 500 ft. max., Battery Pwd., Square model: | \$349.00 |
| LTT9U - Ultrahot Adjustable-focus, 1000 ft.max., Battery Pwd., Square model: | \$499.00 |



LTT10H, LTT10U, LTT11H, LTT11U – STRAIGHT-SIDE ALIGNMENT TOOLS, LINEAR ADJ. FOCUS

Lockable dot positioning adjustments. Lockable focus adjustment. Dot sizes at distances: 1/32"@2', 1/16"@5', 1/8"@25-50', 1"@300'. Best for higher precision applications at all distances from 0-2000 ft.+. Sharp elliptical dot at distances over 50 ft., sharp "rounded" dot image when focused at distances of less than 50 ft. Four built-in mounting holes, easily mounts to most flat surfaces. Constant on/off toggle switch. Accepts all accessory optics. See "All models" above for additional features. LTT10 -110 Volt AC, LTT11 - Battery-Powered.

| | |
|-------------------------------------------------------------------------------|----------|
| LTT10H - Hotdot Adjustable-focus, 1000 ft.max., 110 volt AC, Square model: | \$549.00 |
| LTT10U - Ultrahot Adjustable-focus, 2000 ft. max., 110 volt AC, Square model: | \$699.00 |
| LTT11H - Hotdot Adjustable-focus, 1000 ft. max., Battery Pwd., Square model: | \$529.00 |
| LTT11U - Ultrahot Adjustable-focus, 2000 ft.max., Battery Pwd., Square model: | \$679.00 |



LTT5H, LTT5U – DRILL / CHUCK ALIGNMENT TOOL

1/4" x 1-1/4" rear stud allows laser to be chucked into a drill or lathe for setup and alignment of drills, lathes, bar feeders, motor bearings, etc. Laser may be placed in any fixture with a 1/4" hole for special alignment applications. Best for precision short range applications from 0-100 ft. Smallest dot sizes at distances: 1/32"@2', 1/8"@5'-25', 1"@150'. Lockable focus adjustment. Three-way thumbscrew X&Y adjustments. Constant on/off rotary switch. Rounded dot when focused to distances under 25 ft., elliptical dot shape when focused to distances over 25 ft. See "All models" above for additional features. Accepts all accessory optics, Battery-Powered, over 6 hours continuous use from (4) #386 watch batteries. 4 pack battery part number LTA7.

| | |
|----------------------------------------------------------------------------------|----------|
| LTT5H - Drill / Chuck Alignment Laser, Hotdot, Adjustable-focus, 500 ft.max. | \$169.00 |
| LTT5U - Drill / Chuck Alignment Laser, Ultrahot, Adjustable-focus,, 1000 ft.max. | \$319.00 |



LASERAIM® ALIGNMENT & POSITIONING TOOL ACCESSORIES

LTAT1 – DOVETAIL RAIL MOUNT FOR CYLINDRICAL ALIGNMENT TOOLS

- Works with the Laseraim Alignment Tools; LTT1, LTT2, LTT3, LTT4, LTT6 and LTT7.
- Attaches alignment tools to flat surfaces with screws or bolts.
- Holds tight, even under vibration.



LTAT1 - DOVETAIL RAIL ALIGNMENT TOOL MOUNT \$59.00



LTAT2 – PIVOTING MOUNT WITH MAGNETIC BASE FOR LASERAIM ALIGNMENT TOOLS

- Works with the Laseraim Alignment Tools; LTT1, LTT2, LTT3, LTT4, LTT6, LTT7, LTT8, LTT9, LTT10 and LTT11.
- Simple adjustment - just loosen knob, move to desired position and retighten knob.
- Holds tight, even under vibration, yet simple to reposition.
- 90 pound pull magnetic base attaches the laser models above to any ferrous surface and allows use in any position for hands-free use.
- Adjusts 180 degrees on the incline and 360 degrees of rotation.
- Attaches to Alignment Tool models above with threaded rear battery cap. 3/8"-24 threads.
- Magnetic base may be removed for permanent mounting with included bolt.

LTAT2 - PIVOTING MOUNT WITH MAGNETIC BASE \$99.00



LTA11 – 1x1x3 LASER INDICATOR SCALE

- Works with all visible laser products.
- Includes two rare-earth magnets for attaching to ferrous material - horizontally or vertically.
- Anodized Aluminum with Laser Engraved Scale for precision measurements.
- 3" Side has a precision scale marked in 1/32" increments with reference marks at 1/2", 1", 1-1/2", 2" and 2-1/2".
- 1" side has a precision scale marked in 1/32" increments with a reference mark at 1/2".

LTA11 1x1x3 LASER INDICATOR SCALE \$39.00



LTA3 – DAYLIGHT REFLECTIVE TARGETS

- Works with all visible laser products.
- Allows laser image to be seen in bright light situations – even in direct sunlight.
- 2 pack, 6" x 6", Self-Adhesive Targets.
- 1/4" Grid Pattern marked on entire target, 1/8" Grid pattern marked in center of target.

LTA3 Daylight Reflective Targets (2 pack) \$20.00



LTA4 – BATTERY

- Fits all Battery-Powered Laseraim Alignment Tools and Levels except LTT5 & LTT12 models.
- Provides over 40 hours of continuous laser use.

LTA4 Laseraim Replacement Battery \$12.00



LTA7 – 4 PACK BATTERIES FOR LTT5H

- For the Laseraim LTT5H and LTT12H Alignment Lasers.
- Provides up to 10 hours of continuous laser use.

LTA7 4 Pack Batteries \$12.00

LASERAIM TOOLS INC.
PH: 501-375-2227 FX: 501-372-1445
www.laseraimtools.com
E-mail: lasers@laseraimtools.com

LASERAIM® - MICRO MODULE™ KITS

MICRO MODULE KITS – ALL MODELS:

LTM2HKD / V / S / F / X / L / L-12 / L-13 / L-14 / L-15

Kits Include a Adjustable-Focus Laseraim Micro Laser Module, 3 way X&Y position adjustment tube, 2 way "L" mounting bracket, 110 volt power supply with 6 foot cord and the image projecting optic of your choice; dot, variable length line, 90 degree split, variable brightness filter, dotted cross, fixed length dotted line or fixed length solid line – see optics section for more information on specific optics. Maximum Range: Hotdot Models-500 ft., Ultrahot Models-1000 ft. Very small size, 1" x 1" x 1" Footprint - (length varies with optics choice), locking dot positioning adjustments, direct wired (no switch), works with all accessory optics, operates on 110 volts AC or 5-24 volt DC input, Adjustable Focus Laser "Dot Size / Line Width". Smallest dot sizes at distances: 1/32"@2', 1/8"@5'-25', 1"@150'. Rounded dot shape when focused to specific distance less than 25 ft, elliptical dot shape when focused to distances over 25 ft.



| | |
|-----------------------------------------------------------------------------------------------------------------------------|----------|
| LTM2HKD - Hotdot Adjustable-Focus Micro Module Kit – Dot Projecting | \$219.00 |
| LTM2UKD - Ultrahot Adjustable-Focus Micro Module Kit – Dot Projecting | \$369.00 |
| LTM2HKV - Hotdot Adj.-Focus Micro Module Kit w/ LTA1 Vari-Length Line Lens (adjusts from 0" to 12" line per 12" distance) | \$389.00 |
| LTM2UKV - Ultrahot Adj.-Focus Micro Module Kit w/ LTA1 Vari-Length Line Lens (adjusts from 0" to 12" line per 12" distance) | \$539.00 |
| LTM2HKS - Hotdot Adjustable-Focus Micro Module Kit - 90 Degree Lens (shoots two beams at 90 degrees to one another) | \$389.00 |
| LTM2UKS - Ultrahot Adjustable-Focus Micro Module Kit - 90 Degree Lens (shoots two beams at 90 degrees to one another) | \$539.00 |
| LTM2HKF - Hotdot Adjustable-Focus Micro Module Kit - Vari-Bright Filter (reduces intensity from 5% to 95%, sharpens dot) | \$249.00 |
| LTM2UKF - Ultrahot Adjustable-Focus Micro Module Kit - Vari-Bright Filter (reduces intensity from 5% to 95%, sharpens dot) | \$399.00 |
| LTM2HKX - Hotdot Adjustable-Focus Micro Module Kit w/ Dotted Crosshair Lens (1/2" cross per 12" projection distance) | \$289.00 |
| LTM2UKX - Ultrahot Adjustable-Focus Micro Module Kit w/ Dotted Crosshair model (1/2" cross per 12" projection distance) | \$439.00 |
| LTM2HKL - Hotdot Adjustable-Focus Micro Module Kit w/ Fixed Length Dotted Line (2" line per 12" projection distance) | \$289.00 |
| LTM2UKL - Ultrahot Adjustable-Focus Micro Module Kit w/ Fixed Length Dotted Line (2" line per 12" projection distance) | \$439.00 |
| LTM2HKL-12 - Hotdot Adj.-Focus Micro Module Kit w/ Fixed Length Solid Line Lens (6" line per 12" projection distance) | \$289.00 |
| LTM2UKL-12 - Ultrahot Adj.-Focus Micro Module Kit w/ Fixed Length Solid Line Lens (6" line per 12" projection distance) | \$439.00 |
| LTM2HKL-13 - Hotdot Adj.-Focus Micro Module Kit w/ Fixed Length Solid Line Lens (8" line per 12" projection distance) | \$289.00 |
| LTM2UKL-13 - Ultrahot Adj.-Focus Micro Module Kit w/ Fixed Length Solid Line Lens (8" line per 12" projection distance) | \$439.00 |
| LTM2HKL-14 - Hotdot Adj.-Focus Micro Module Kit w/ Fixed Length Solid Line Lens (16" line per 12" projection distance) | \$289.00 |
| LTM2UKL-14 - Ultrahot Adj.-Focus Micro Module Kit w/ Fixed Length Solid Line Lens (16" line per 12" projection distance) | \$439.00 |
| LTM2HKL-15 - Hotdot Adj.-Focus Micro Module Kit w/ Fixed Length Solid Line Lens (28" line per 12" projection distance) | \$289.00 |
| LTM2UKL-15 - Ultrahot Adj.-Focus Micro Module Kit w/ Fixed Length Solid Line Lens (28" line per 12" projection distance) | \$439.00 |